

Ultimate Video Player V9.0 WP Plugin Free Download

Ultimate Video Player V9.0 WP Plugin Free Download.. What is Ultimate Video Player V9.0 WordPress Plugin?.. [DemoDownload](#)

Rating: Not Rated Yet

Price

[Report Copyright about this product](#)


Description

Ultimate Video Player V9.0 WP Plugin Free Download

What is Ultimate Video Player V9.0 WordPress Plugin?


Ultimate Video Player WordPress Plugin is a powerful responsive video / audio player for any WordPress theme compatible with WooCommerce as well, that can play (mp4) / audio (mp3), streaming video or audio from a server, Youtube video or Vimeo / Vimeo Pro video. It only requires the mp4 / mp3 format (the best and most used formats on the web) and it will work on mobile devices and desktop machines no matter which browser is used, this is made possible by incorporating multiple video engines in an really smart way inside the video player logic. Ultimate Video Player WordPress Plugin supports unlimited playlists and each playlist can have unlimited video. The playlists can be loaded from a simple HTML markup, XML file, mixed playlist (vimeo | vimeo pro | youtube | HTML5 video / audio), video folder (mp4 files), audio folder (mp3 files), youtube playlist or vimeo / album playlist.

Packed with a huge amount of features like responsive layout, multiple playlists, external API, optional deeplinking, responsive skin, embed & share, share window, video quality selector, subtitle selector, 360 degree / virtual reality / VR support, audio support with real time spectrum visualizer, pre-roll, mid-roll, post-roll video or image, image advertisement, private / password protected video, encrypt video source / path, HTTP Live Streaming / HLS / m3u8 video support, DASH MPEG / mpd live streaming, google analytics, google adsense , google google drive, openload / openload.co, chromecast support, etc it makes it the best and most impressive video player available on sale.

#1 Video Player on 


All you need in one

VIDEO PLAYER




- Playlists And Categories
- Vector Or Pixel Skin
- Audio And Video Support
- Media Path Encryption
- Multiple Display Types
- Deeplinking

and many more...



New Version

9



INCREASE REVENUE

Advanced Advertising

VAST & VMAP
Google Adsense IMA SDK
Built-In Preroll, Midroll & Postroll Ads
Pop-up Nonlinear Google Adsense & Normal Ads
Advertisement On Pause Window
Advertisement Indicator


SAFE RESOURCES

Protect Your Videos

Encrypted Video Path
Password Protected
Play Or Download Video Only If Logged In


VAST & VMAP **SUPPORT**

"Video Ad Serving Template". Monetize your videos using VAST / VMAP and a sophisticated mix of video advertising tools and features to maximize your video revenue.



IMA SDK **SUPPORT**

IMA SDK for HTML5 and DFP / Google Adsense Doubleclick IMA tags. The ultimate ad revenue and monetization to bring insane results to your website today!



Allows you to play **Built-in Advertisement** or **Google AdSense** for all supported formats:

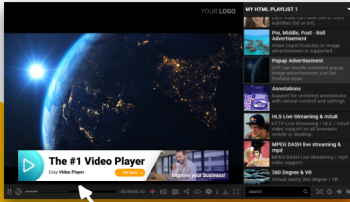
Pre-Roll Ads (linear)

Mid-Roll

Post-Roll

Bumper and Pods

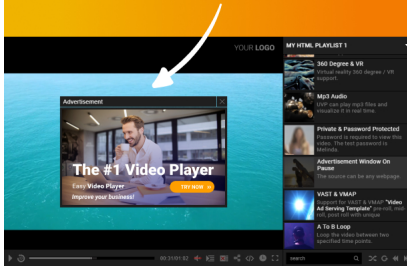
Non-Linear Banner/Text Ads (non-linear)



Pop-up ADS

Multiple built-in or Google AdSense pop-up ads can be added for a video, also the showtime and hide time can be specified, for example, a commercial pop-up ad can be showed at second 10 and hidden at second 40.

Advertisement Window On Pause



ONLY AT CODECANYON

360 VR VIDEO

by FWD



HOT UPDATE

360 Immersive VR / virtual reality 360 video and Cardboard mode support are added using WebXR, any HTML5 video is supported including MPEG Dash, HLS Native and HLS.JS, turn your device into a virtual reality video machine, this feature allows using Cardboard goggles or VR hardware like Oculus Rift or HTC Vive to display a VR 360 video scene.

360 VIDEO

Display 360 panoramic videos with mobile and desktop support.

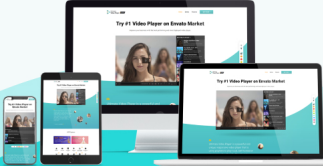


WOOCOMMERCE SUPPORT


All features and settings work exactly like in the WordPress version, there are no restrictions.

100% Responsive

Works Great On Any Device



Mobile and Desktop Optimized



Amazing Features

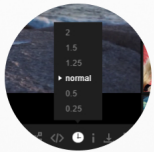



Optional Multiple Video Quality

Support for multiple quality videos like 720p, 1080p, 2160p and more.

Optional Subtitles Selector

Support for one or multiple subtitles, the format can be .txt, .srt or .vtt.

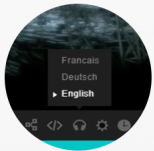
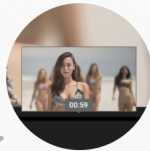


Optional Playback Rate

Support for multiple playback rates/speeds.

Optional Thumbnails Live Preview Support

Live auto-generated thumbnail images from the playing video.



Optional Multiple Audio Tracks

Support for multiple audio tracks for default .mp4 video and HLS.

Various Files Format

True Multi-Media Content



MP4



MP3



DASH MPEG



HLS / M3U8



GOOGLE DRIVE
AMAZON S3, DROPBOX



SELF HOSTED
AUDIO & VIDEO



YOUTUBE VIDEOS



VIMEO VIDEOS



STREAMING
AUDIO & VIDEO



SHOUTCAST



ICECAST



360 DEGREE
VR VIDEOS

Advanced Features and Buttons Settings

UVP Has A Lot Of Features And Some Of Them Are Bound To Buttons, All Are Optional And Here Are Some Of Them. Big Play Button, Next And Previous Video Buttons, Play/pause Buttons And More...

Encrypted Video Paths

Protect your videos against stealing by crawling the page source

example part









```
content/videos/fwd-720.mp3
```

will be encrypted to

Encrypt: 70de891f83b42a958770b738fd3b66f2

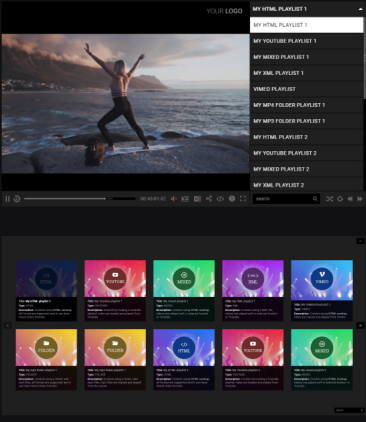
Various Playlist Formats


Create unlimited playlists from HTML markup, Database, XML, Video & Audio Folder (mp3 & mp4), Mixed Content, Youtube Playlists & Youtube Channels, Vimeo Albums & Vimeo Showcases and more ...


 HTML MARKUP	 DATABASE	 YOUTUBE <i>Playlists & Channels</i>	 VIMEO <i>Albums & Showcase</i>
 MIXED CONTENT <i>mp3, mp4, flv, flash, mpeg, youtube, vimeo, shoutcast, icecast ...</i>	 XML	 MP3 / MP4 FOLDER	 MORE

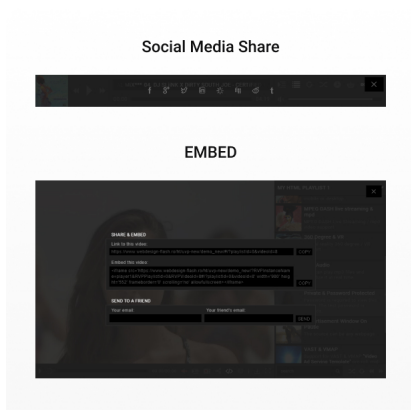
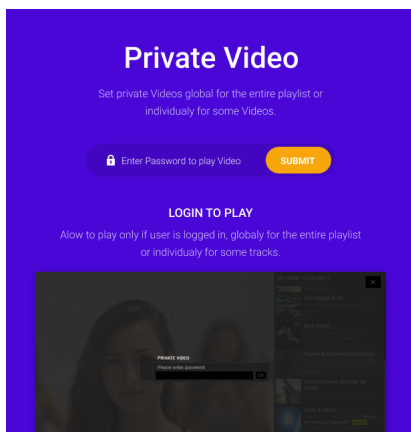
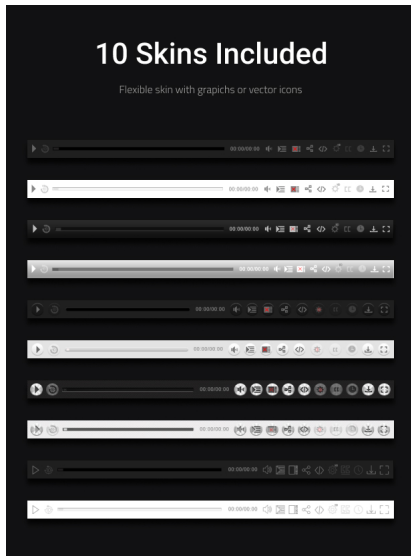
Two Main Playlists Styles

Multiple Main Playlists Support



LIVE SEARCH 

SHUFFLE & LOOP 



Annotations Can Be Added Anywhere

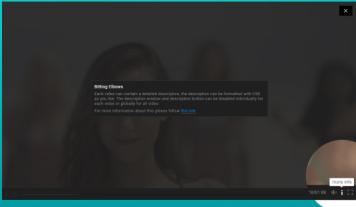
Similar to Youtube annotations but with full control over the content and also mobile support.

Annotations like this can be added with ease!

LINK support, href and target can be specified, also animation between annotation states is possible as you can see here on hover.

JAVASCRIPTON support, a javascript function can be called on click without a close button

Info Window

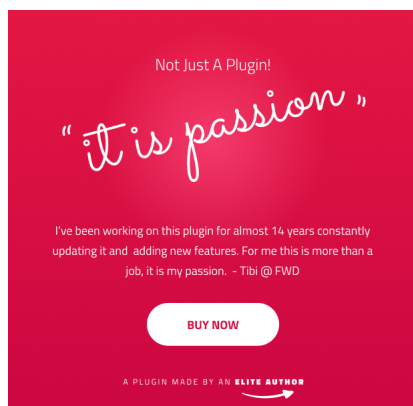
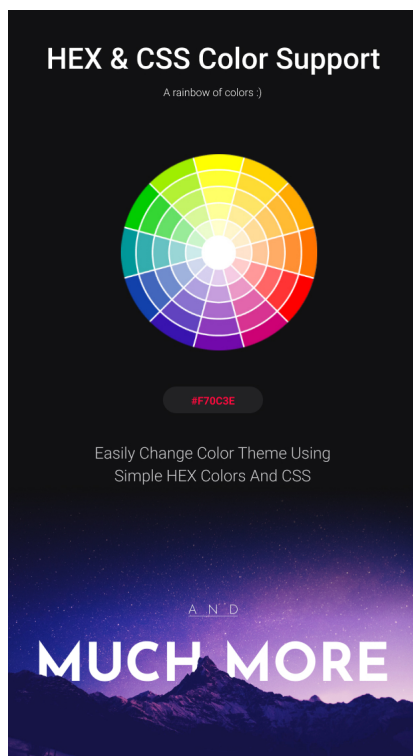


Video Cuepoints

UVP can call javascript functions or javascript code at a specified time during video playback.

www.webdesign-flash.ro
cuepoint called at time 00:00:10

OK



Ultimate Video Player WordPress Plugin main features:
Responsive layout.

Shortcode generator.

WooCommerce support, UVP can be included in a WooCommerce product page, all video formats, features, and settings work exactly like in the WordPress version, there are no restrictions.

Chromecast support, play mp4 video or mp3 audio on your TV screen using chromecast, the media can be controlled via the player interface, basically the browser and the player become a remote tv, example here and video tutorial here, (please note currently HLS, youtube, vimeo and advertisement are not supported).

Support for custom posts types.

Option to start at a playlist or video directly in the shortcode, video tutorial here.

Thumbnails preview and duplicate playlist. Please see this example, and this video tutorial.

Live auto-generated video thumbnails, now is possible to auto-generate video preview thumbnails directly from video, example here, video tutorial here. This feature works with self hosted or external hosted mp4/video, HLS/m3u8, Google drive, Dropbox, Amazon S3 and more...

Openload / openload.co. Please watch this video tutorial for more info.

Option to set the video to inline (use inline video player like on all other devices) or default for IOS (use default player, when the video starts playing the video will go fullscreen, default IOS functionality).

Optional vector based buttons icons using font awesome, example here

Google analytics support, the possibility to view how many times a video was played or downloaded, please watch this video tutorial.

Support for google adsense advertisement, please watch this video tutorial, example here.

Mobile and desktop optimized.

Support for multiple video quality and optional video quality selector similar to Youtube.

Only mp4 video file required.

Optional deeplinking (unique and shareable link for the current playlist and video).

Optional fill entire video screen, this feature will allow filling the gaps of the video player, you can have for example a real full-width player.

Optional embed and share window.

Load any type of playlist through HTML markup, XML, mixed playlist (vimeo | youtube | HTML5 video), video folder, Youtube playlist or Vimeo playlist / album, also mixed playlist with youtube or mp4 or vimeo videos can be created.

Support for randomized playlist, this option allows to start with a random / shuffled / randomized playlist when the playlist is loaded.

The HTML markup playlists can be created manually or generated from a database.

Support for unlimited playlists and each playlist can have unlimited videos.

Optional custom playlists / categories combo-box selector / select drop-down box.

Optional playlist and playlists window / categories selector.

Three type of hover effects for the playlists window / categories selector thumbnails.

Optional playlist and playlists window / categories selector auto open (the player can start with the playlist or playlists window / categories selector visible or hidden).

The playlist can be positioned bottom or right.

Option to have a playlist without thumbnails example here.

Option to show only thumbnail images without any text, the thumbnails images width and height can be set to any size that you want. This feature works with all playlist types, example here.

Support for scrolling the playlist when the mouse moves instead of the default scrollbar example here.

Customizable thumbnails.

Optional video download button (this buttons can be removed / added globally or individually for each video).

Support for local, streaming from a server, Youtube or Vimeo / Vimeo Pro videos.

Usage of the same Ultimate Video Player WordPress Plugin custom skin even for the Youtube videos.

Logic to allow only a logged in user to play / view the video.

Youtube video quality buttons selectors from the video control bar. The available quality rates will be displayed in a cool way so you can select the desired quality for the playing video.

The video player can play an HD video on desktop machines and a smaller video on mobile devices, this useful feature is optional, this means that the video player can play the same video source on all desktop machines or mobile devices.

Optional go fullscreen on play, when the play button is clicked the player goes fullscreen example here.

Optional advanced pre-roll, mid-roll, post-roll / ads / advertisement video or image (similar to youtube ads with extra features). UVP supports unlimited ads they can be added and configured easily. This feature can be seen in action by viewing this video.

Optional popup ads (similar to youtube popup ads are displayed). Multiple ads can be added for a video, also the show and hide time can be specified, for example a pupup ad commercial can be showed at second 10 and hidden at second 40. This feature can be seen in action by viewing this video.

Video cue points, UVP can call javascript functions or javascript code at a specified time during video playback.

Powerful API included with example files, a full set of API methods, including play, pause, stop, scrub with time, scrub with percent, volume, and soooo much more.

HTTP Live Streaming / HLS / m3u8 and DASH MPEG mpd, live streaming video support on all browsers mobile and desktop. This feature can be seen in action by viewing this video

HTTP Live streaming video multiple quality levels and multiple audio tracks, example here

Support for video / mp4 multiple audio tracks, please note that this feature is limited by browser support, browsers that do not have support for the HTMLMediaElement.audioTracks video property will not display the headphone button that allows changing the video audio track.

Lazy scrolling/loading, the possibility to initialize UVP on the scroll when the player is visible in the page, this way for example if the player is in a section of a webpage that is not visible it will not be initialized / play, instead UVP will be initialized / play only when the user is scrolling to that section in which the player is added.

Optional popup advertisement window on pause, the source can be any web page, example here.

Support for 360 degree / virtual reality / VR videos. This feature can be seen in action by viewing this video.

360 Immersive VR / virtual reality 360 videos and Cardboard mode support are added using WebXR, any Html5 video is supported including Mpeg Dash, HLS Native, and HLS.JS, turn your device into a virtual reality video machine, this feature allows using Cardboard goggles or VR hardware like Oculus Rift or HTC Vive to display a VR 360 video scene, example here.

Support for subtitles files (.srt, .vtt or txt).

Optional subtitles selector. UVP supports multiple subtitles, they can be set with ease and changed at runtime using an optional subtitle selector. This feature can be seen in action by viewing this video.

HEX / CSS color support the buttons colors can be modified with simple CSS by passing a hexadecimal color(ex: #FF0000) and even more, we have done it in a cool way that all graphics will retain the texture and at the same time apply the chosen color.

Optional video info window.

Timestamp support in format of t=hours[h]minutes[m]seconds[s], start and / or stop the video at a specified time by setting a timestamp in the player page URL, please see this example and check the URL format it has a timestamp attached to it ex: t=0m0h20s&e=0m0h40s.

Optional encrypt subtitles source / path. Using this feature will not allow a user / software to see / steal the subtitles source / path from the page source.

Added VAST "Video Ad Serving Template" support, currently only support for linear and non-linear single or multiple (pods) video/videos (pre-roll, mid-roll, post-roll) ads. Please check out our example pods (multiple videos) .

Possibility to set a start time to VAST pre, mid, post roll advertisement, by default the VAST template dosen't include this feature so it is very useful if you have multiple video ads in a VAST XML file , now it is possible to set a start time for each the video files. Please watch this video tutorial for more info.

Support for VMAP (Digital Video Multiple Ad Playlist), this is very useful to create a VAST playlist and adding ad breaks at specified times, if you are interested please read more about this here.

Support for Interactive Media Ads SDKs – IMA SDK for HTML5 and DFP / Google Doubleclick IMA tags support, which allows you to place Google Adsense for Video tags to stream video PreRoll Ads (linear), Mid-Roll, Post-Roll, VMAP+Bumper and Pods, or Non-Linear Banner/Text Ads (non-linear) with your self hosted videos, adsense example here and DFP, VAST, VMAP example here, video tutorial here.

A to B video loop / ab loop, option to loop a specific section / part of a video using two time / timestamp points, point a the start point and point b the end point, this points can be adjusted using the a to b loop controlbar. This feature can be seen in action by viewing this video, click the play button and the then the a to b loop button from the controlbar. Please watch this video tutorial for more info.

Optional keyboard support (F:fullscreen / normalscreen, LEFT/RIGHT ARROWS:skip video 5 seconds forward or backward, UP/DOWN ARROWS: volume up or volume down, M:mute/unmute, SPACE:play/pause).

Optional playback rate / speed selector. UVP supports multiple playback rates/speeds, they can be set with ease and changed at runtime using an optional playback rates/speeds selector.

Optional video poster, the poster is visible when the video player is stopped plus support for two poster sources one for desktop machines and one for mobile devices. Please note that a single source can be used for both for desktop machines and mobile devices.

Multiples display types: responsive / sticky / lightbox / fullscreen... click here to see the fullscreen preview.

Support for sticky display type, please watch this example.

Support for sticky mode when scrolling up/down through the page this way UVP will always be visible. If the video player is not in the browser viewport area, the sticky version will take over at the bottom of the page. Please check out this example, please scroll the page down to view this feature in action.

Support for lightbox / modal display type, now it is possible to open UVP in a modal / lightbox window when the page loads or on user interaction, for example a button or image click, please watch , example here.

Optional custom watermark logo. The logo can be set to hide with the control bar or to always be visible, also the logo position is customizable.

Support for digital fingerprint stamp, this is a security feature that allows the plugin owner to see which user has recorded the video, for more info please watch this video tutorial.

Support for encrypted video paths, for example the path content/videos/fwd-720p.mp4 will be encrypted to encrypt:70de891f83b42a958770b738fd3b66f2 this way it will be impossible to steal the video by crawling the page source.

Private password protected videos, example here. Test password is Melinda.

Possibility to open a new page when the video has finished playing, it can open a new page in a different window or replace the page in which the player is running (_blank or _self).

Custom context menu, when the right mouse button is clicked a custom menu appears that allows to copy the video URL / video URL at the current time or switch fullscreen /normal screen.

Optional start at time and end at the time, UVP can be set to play or stop at a specific time.

Option to remove preloader.

Added in the documentation detailed tutorial about how to get the google drive video (mp4) or audio (mp3) source.

Optional watermark logo click. The logo can be set to open a window on click with a specific url.

AutoHide controls bar, the video player can be set to autohide the controls bar after a number of seconds of inactivity.

The video controls bar can be showed or hidden when the video is stopped or it hasn't started.

Click to play or pause, you can click on the video to play/pause the video.

Optional start at a random video every time the page is opened.

Double click / double tap functionality, left video side rewind 10 seconds or custom time, center video go fullscreen / normal screen, right video side go forward 10 seconds or custom time.

Option to set a custom time in seconds for the rewind forward or rewind backward function.

Possibility to start playing at a specified time.

Start volume value.

Autoplay, loop and shuffle.

Autoplay video with muted sound to comply with the browser autoplay policy, example here.

Optional keyboard support.

Big play button.

Next and previous video buttons (optional).

Play / pause button.

Current and total time (optional).

Volume button (optional).

Volume scrubber (optional).

Video info window button (optional).

Shuffle and loop buttons (optional).

Embed and share button (optional).

Fullscreen button (optional).

Detailed documentation and sample files included.

Eight skins included with the psd files.

Download video button (optional).

Share window button (optional).